

1. Lovely

Method

Place markings onto satin ribbon with pencil as illustrated. Sew thread onto first marking. Lead through lower edge of ribbon, tie a knot and feed beads onto thread according to illustration (short strand). Feed thread back through all beads and ribbon. Stitch down thread, tie a knot. Sew up to second marking. Feed beads of middle strand onto thread. Continue with the strands as illustrated. Double bow: Sew thread onto marking and tie a knot. Feed beads through inner bow. Stitch down at marking and tie a knot. Feed thread back through one seed bead and feed on beads of outer bow. Feed bead through first seed bead of inner bow. Stitch down. Afterwards sew thread through ribbon up to marking of short bead strand, stitch down and tie a knot. Continue with feeding on beads and sewing.

Spread Glamour Liner on satin ribbon leaving 1.5cm free on ends. Generously daub seed beads onto wet Glamour Liner. Leave to dry. Stick Tacky Tape all around edge of lamp shade. Pull protective film off the tape step by step and attach ribbon with beads taking great care. Use Glamour Liner to glue ends ribbon together.

Attention

In case the diameter of your lamp shade differs from our example, you may have to adjust the space and/or number of bead strands.

Material

All Gütermann creativ

Approx. 3 tubes of seed beads, crystal
1 tube of bugles 7mm, crystal
72 square beads 8mm, crystal
36 rugby 26mm, crystal
18 cylinder beads 15mm, crystal
3 tubes of faceted beads 4mm, white
72 faceted wheels 8mm, white
18 teardrop beads 3mm, white
85cm satin ribbon 15mm, white
23cm satin ribbon 9mm, white
Tacky Tape 12mm
Extra strong, white
Glamour Liner, silver

2. Charming

Method

Measure and mark 15mm ribbon at 4.5cm intervals with a pencils. 9mm ribbon at 1.2cm intervals. Put the needle in on the first mark of 15mm ribbon and secure the thread with a knot. Feed beads onto thread according to illustration. Sew thread onto first mark of 9mm ribbon. Carry the needle to lower edge, secure with a knot and feed remaining beads onto thread. Feed thread back through all beads and ribbons. Stitch down thread and cut off any excess. Sew new piece of thread onto second marking and repeat all steps explained above. Repeat until you have 18 strands with beads.

Spread Glamour Liner on satin ribbons leaving 1.5cm free on one end of 9mm satin ribbon. Place one square bead in the middle of satin ribbon above each strand of beads. Generously daub seed beads onto wet Glamour Liner. Leave to dry. Cover back of 9mm satin ribbon also with Glamour Liner leaving 1.5cm free on the other end of the ribbon. Leave to dry. Stick Tacky Tape all around the lamp shade at its biggest size. Pull protective film off the tape and attach ribbon with beads taking great care. If necessary cut off excess ribbon. Use Glamour Liner to glue ends of 9mm satin ribbon together. Alternately glue one bugle bead and one faceted bead on upper rim of lamp shade using Glamour Liner.

Attention: In case the diameter of your lamp shade differs from our example, you may have to adjust the space and/or number of bead strands.

Gütermann
creativ

355437 131.5105/5.

Gütermann
creativ

www.guetermann.com

Gütermann AG

Landstr. 1

DE-79261 Gutach-Breisgau





Tel +49 7681 21-0

Method






























GB
































Material

- All Gütermann creativ
 Approx. 2 tubes of seed beads, crystal 
 6 rugby 26mm, crystal 
 32 crown beads 6mm, crystal 
 10 cylinder beads 15mm, crystal 
 162 faceted beads 4mm, white 
 32 faceted wheels 8mm, white 
 43cm satin ribbon 15mm, white
 Glamour Liner, silver
 Tacky Tape 12mm
 Extra strong, white


















Langer Strang


-  20 seed beads
-  1 faceted bead
-  5 seed beads
-  1 faceted bead
-  5 seed beads
-  1 faceted bead
-  5 seed beads
-  1 faceted bead
-  5 seed beads
-  1 faceted bead
-  5 seed beads
-  1 faceted bead
-  5 seed beads
-  1 faceted bead
-  5 seed beads
-  1 rugby
-  1 seed bead
-  1 crown bead
-  1 seed bead
-  1 faceted wheel
-  1 seed bead
-  1 rugby
-  1 seed bead
-  1 faceted wheel
-  1 seed bead
-  1 crown bead
-  1 seed bead
-  1 faceted bead
-  1 seed bead

Mittlerer Strang











-  20 seed beads
-  1 faceted bead
-  5 seed beads
-  1 faceted bead
-  5 seed beads
-  1 faceted bead
-  5 seed beads
-  1 faceted bead
-  5 seed beads
-  1 faceted bead
-  5 seed beads
-  1 faceted bead
-  5 seed beads
-  1 faceted bead
-  5 seed beads
-  1 rugby
-  1 seed bead
-  1 crown bead
-  1 seed bead
-  1 faceted wheel
-  1 seed bead
-  1 rugby
-  1 seed bead
-  1 faceted wheel
-  1 seed bead
-  1 crown bead
-  1 seed bead
-  1 faceted bead
-  1 seed bead

Kurzer Strang














-  10 seed beads
-  1 faceted bead
-  5 seed beads
-  1 faceted bead
-  5 seed beads
-  1 crown bead
-  1 seed bead
-  1 faceted wheel
-  1 seed bead
-  1 cylinder bead
-  1 seed bead
-  1 faceted wheel
-  1 seed bead
-  1 crown bead
-  1 seed bead
-  1 faceted bead
-  1 seed bead



Innerer Bogen

-  5 seed beads
-  1 faceted bead
-  5 seed beads
-  1 faceted bead
-  5 seed beads
-  1 faceted bead
-  5 seed beads
-  1 faceted bead
-  5 seed beads
-  1 faceted bead
- 5 seed beads

Äußerer Bogen

-  10 seed beads
-  1 faceted bead
-  5 seed beads
-  1 faceted bead
-  5 seed beads
-  1 faceted bead
-  5 seed beads
-  1 faceted bead
-  5 seed beads
-  1 faceted bead
-  10 seed beads
-  1 faceted bead
-  10 seed beads